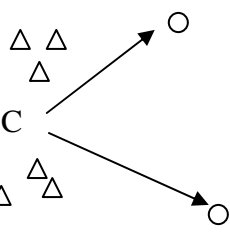
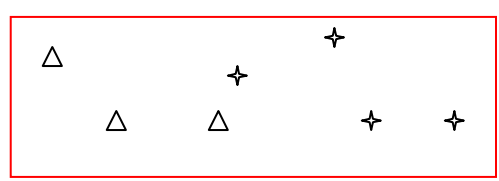





# Passing

Name: \_\_\_\_\_

## Activity

## Coaching Points

Activity	DIAGRAM	Coaching Points
<p><b>1<sup>st</sup> Activity (warm-up)</b> <b>Ball Master</b></p> <p>Groups of 3-4 Players, Coach tosses balls and players have to bring back as a group – example would be toss and bring back with 2 elbows and 1 head – mix up options and coach also to move around (MAKE THEM THINK)</p>		<ul style="list-style-type: none"> <li>Working together, communication on how to succeed.</li> </ul> <p><b>Ask GUIDED DISCOVERY QUEST.</b></p> <ul style="list-style-type: none"> <li>What other ways can you bring it back “faster”?</li> <li>Is there anything you can do to make it easier?</li> </ul>
<p><b>2<sup>nd</sup> Activity 3 Player Pass and Move</b></p> <p>Groups of 3-4 Passing &amp; moving in a grid – Progress to numbering players (HAVE THEM DO THE NUMBERING) and pass in sequence.</p>		<ul style="list-style-type: none"> <li>Passing and moving into space – head ups</li> </ul> <p><b>Ask GUIDED DISCOVERY QUEST.</b></p> <ul style="list-style-type: none"> <li>Is there anything that makes this difficult?</li> <li>What can we do to make it easier?</li> <li>If they are not communicating – ask what can we do to make it easier for person with ball to pass to teammate?</li> </ul>
<p><b>3<sup>rd</sup> Activity Gates</b></p> <p>3-4 Players passing through gates – allow them to try it first to get the hang of it. Then progress to timed 1 minute game...Do not restrict them in any way – see if they will be creative and only go through 1 gate</p>		<ul style="list-style-type: none"> <li>Passing and moving – looking for next gate</li> </ul> <p><b>Ask GUIDED DISCOVERY QUEST.</b></p> <ul style="list-style-type: none"> <li>What can we do to speed up our time?</li> <li>What makes it difficult to get through the gates? How can we make it easier?</li> </ul>
<p><b>4<sup>th</sup> Activity 4-Goal Game</b></p> <p>3-4 Players Passing/Combining with teammates to score thru goals by passing to teammate. Coach to stand at side with supply of balls – if it goes out of bounds coach plays in a new ball – vary where and who you play it to!</p>		<ul style="list-style-type: none"> <li>Passing and moving, communication.</li> </ul> <p><b>Ask GUIDED DISCOVERY QUEST.</b></p> <ul style="list-style-type: none"> <li>How can we make it easier to score?</li> <li>If they bunch up – What can we do to create space?</li> </ul>
<p><b>5<sup>th</sup> Activity (the game)</b> <i>Even Games with Keepers</i></p> <p>6v6 With Keepers</p>		<ul style="list-style-type: none"> <li>LET THEM PLAY</li> </ul> <p>However, if they are not passing well – continue with Guided Discovery Questions – What can be done to make it easier to pass?</p>